

The background of the slide is a composite image. It features a wooden treasure chest with a metal latch, resting on an old, sepia-toned map. The map shows various geographical locations and road markers. In the foreground, several gold coins are scattered, some overlapping each other. The overall theme is treasure and discovery.

RYATTAGROUP

Captain's Mistress Workshop

David Andrews

Ruby Hack Night

Part 1: July 29, 2015, Part 2: August 26, 2015

Captain's Mistress Workshop

During his long sea voyages, Captain Cook would retire to his cabin for extended periods. The crew used to joke that he had a mistress hidden away there. They soon discovered that the Captain had been playing a game with the ship's scientist.

The game came to be known as
'The Captain's Mistress'.

Rules of Captain's Mistress

1. The game consists of balls and a rack.
2. There are 2 coloured sets of 21 balls each, coloured black and white.
3. The rack has 7 channels (columns) and 6 rows.
4. The rack is oriented vertically so that the balls create 7 stacks.
5. Two players take turns dropping balls into the channels.
6. A ball falls until it lands on top of the existing stack, or the bottom of the rack.
7. Players cannot drop balls into channels that are full.
8. The winner is the first player to create a line of four balls in any direction.

Do you recognize it?



Masters Traditional Games

RYATTAGROUP

WORLD
GAMES

ALL THE FUN
IN THE WORLD



7-Adult

2-Players

A **MB** Game

Manufactured under license with
Milton Bradley Company
U.S.A. by

WORLD
GAMES

COMPANY LTD.


AUCKLAND, N.Z.

Connect Four

VERTICAL CHECKERS GAME



1 Players alternate dropping checkers down slots.



2 Each player tries to outwit his opponent.



3 Four in a row wins: across, up-and-down, or diagonally.

Our needs from the very high-level

- *The Game and 2 Players:*
- *The Game entity*
 - *manages the game board,*
 - *enforces the rules (including flow of play), and*
 - *game state (including winning conditions).*
- *The Player entity*
 - *answers the question: what is your next move?*
- *The Player entity will want to ask questions about the game state in order to make decisions about the next move. How do Players ask questions? Through an API!*

Divide and conquer

Split up into three teams:

- 1. Strategy Team 1*
- 2. Strategy Team 2*
- 3. Game Core Team*

Plan for development

Phase 1

- Game Core Team - use TDD to develop the game components
- Strategy Team 1 & 2 - research play strategies

Phase 2

- All - work together to define the API

Phase 3

- Game Core Team - build the API
- Strategy Team 1 & 2 - implement several strategies using the API

Phase 4

- All - pit players against each other and play!

Useful resources

Game Core Team

- <https://www.pivotaltracker.com/n/projects/1396446>

Strategy Teams

- <http://gizmodo.com/heres-how-to-win-every-time-at-connect-four-1474572099>
- https://en.wikipedia.org/wiki/Connect_Four

Discussion of the solution – the rack

- The team decided the best datatype for storing the rack is an array of channels, each channel storing the ball colour in order from bottom to top
- This datatype has the benefits that `Array#push` can be used to place new balls, and balls naturally “fall” to their correct locations in the stack. Also, checking the rack for full channels and fullness overall is easy using `Array#length`
- This datatype has the drawback that it requires manipulation to output. We felt it was preferable to have all of this manipulation in one place rather than spreading checks and tests required by other datatypes across the code.

Discussion of the solution – printing the rack

- To print the rack we need each row of the rack in order from top to bottom. This requires a bit of manipulation.
- The rack is a compressed (i.e. empty rack spaces are not stored) representation of the channel contents bottom-to-top
- To get rows sorted top-to-bottom we have to do three things:
 - 1. expand the rack (i.e. insert the empty rack spaces)
 - 2. Array#transpose the contents turning channels into rows
 - 3. Reverse the row order so it is top-to-bottom

Discussion of the solution – win detection

- There are four patterns of four balls that need detection: horizontal (in a row), vertical (in a channel), diagonal right (top-left to bottom-right), diagonal left
- The solution uses array manipulation to create four “views” of the rack, each optimal for examining contents in these four orientations
- Balls that cannot participate in a win for a specific orientation are discarded to avoid false positives
- Detection is as simple as finding a continuous string of four balls of the same colour

Discussion of the solution - automatons

- Our computer players, or automatons, were more difficult to program than we had anticipated
- We created one “super easy” automaton that randomly picks an open channel, dubbed “George”
- With a small amount of effort, we should be able to repurpose the win detection code into an API useful for examining the rack for opportunities and threats
- A simple next step would be to build a “three ball” detector and have the automaton chase the opportunity (or block the threat)
- In the meantime, it’s fun to play against George, or pit him against himself

Discussion of the solution – the Game

- *The Game entity grew by leaps and bounds near the end of our session*
- *It has three problems:*
 1. *Lack of focus*
 2. *Many long and complicated methods*
 3. *Insufficient test coverage*

The Rack has two representations

How we store it

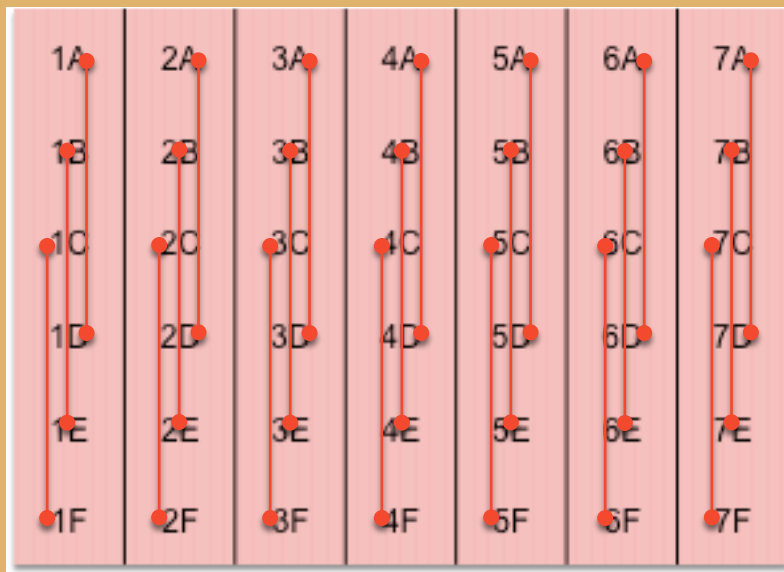
| | | | | | | |
|----|----|----|----|----|----|----|
| 1A | 2A | 3A | 4A | 5A | 6A | 7A |
| 1B | 2B | 3B | 4B | 5B | 6B | 7B |
| 1C | 2C | 3C | 4C | 5C | 6C | 7C |
| 1D | 2D | 3D | 4D | 5D | 6D | 7D |
| 1E | 2E | 3E | 4E | 5E | 6E | 7E |
| 1F | 2F | 3F | 4F | 5F | 6F | 7F |

How players see it


| | | | | | |
|----|----|----|----|----|----|
| 1F | 1E | 1D | 1C | 1B | 1A |
| 2F | 2E | 2D | 2C | 2B | 2A |
| 3F | 3E | 3D | 3C | 3B | 3A |
| 4F | 4E | 4D | 4C | 4B | 4A |
| 5F | 5E | 5D | 5C | 5B | 5A |
| 6F | 6E | 6D | 6C | 6B | 6A |
| 7F | 7E | 7D | 7C | 7B | 7A |

Enumeration of winning patterns

Vertical winners



Horizontal winners



Enumeration of winning patterns

Top-Right winners

| | | | | | | |
|---------------|---------------|---------------|----|---------------|---------------|---------------|
| 1A | 2A | 3A | 4A | 5A | 6A | 7A |
| 1B | 2B | 3B | 4B | 5B | 6B | 7B |
| 1C | 2C | 3C | 4C | 5C | 6C | 7C |
| 1D | 2D | 3D | 4D | 5D | 6D | 7D |
| 1E | 2E | 3E | 4E | 5E | 6E | 7E |
| 1F | 2F | 3F | 4F | 5F | 6F | 7F |

Top-left winners

| | | | | | | |
|---------------|---------------|---------------|----|---------------|---------------|---------------|
| 1A | 2A | 3A | 4A | 5A | 6A | 7A |
| 1B | 2B | 3B | 4B | 5B | 6B | 7B |
| 1C | 2C | 3C | 4C | 5C | 6C | 7C |
| 1D | 2D | 3D | 4D | 5D | 6D | 7D |
| 1E | 2E | 3E | 4E | 5E | 6E | 7E |
| 1F | 2F | 3F | 4F | 5F | 6F | 7F |

Check each winning pattern

Potential winning positions for vertical stacks

1F, 1E, 1D, 1C

1E, 1D, 1C, 1B

1D, 1C, 1B, 1A

2F, 2E, 2D, 2C

2E, 2D, 2C, 2B

2D, 2C, 2B, 2A

3F, 3E, 3D, 3C

3E, 3D, 3C, 3B

3D, 3C, 3B, 3A

4F, 4E, 4D, 4C

4E, 4D, 4C, 4B

4D, 4C, 4B, 4A

5F, 5E, 5D, 5C

5E, 5D, 5C, 5B

5D, 5C, 6B, 5A

6F, 6E, 6D, 6C

6E, 6D, 6C, 6B

6D, 6C, 6B, 6A

7F, 7E, 7D, 7C

7E, 7D, 7C, 7B

7D, 7C, 7B, 7A

Win detection... ugh!

This approach to win detection is unweildy:

- *Ugh-ly (ughful?)*
 - *Hard to read*
 - *Hard to debug*
 - *Hard to validate*

Idea!

Don't use enumeration as the solution

-> use it as the test!

Rotate to find four continuous symbols

Vertical winners

| | | | | | |
|----|----|----|----|----|----|
| 1A | 1B | 1C | 1D | 1E | 1F |
| 2A | 2B | 2C | 2D | 2E | 2F |
| 3A | 3B | 3C | 3D | 3E | 3F |
| 4A | 4B | 4C | 4D | 4E | 4F |
| 5A | 5B | 5C | 5D | 5E | 5F |
| 6A | 6B | 6C | 6D | 6E | 6F |
| 7A | 7B | 7C | 7D | 7E | 7F |

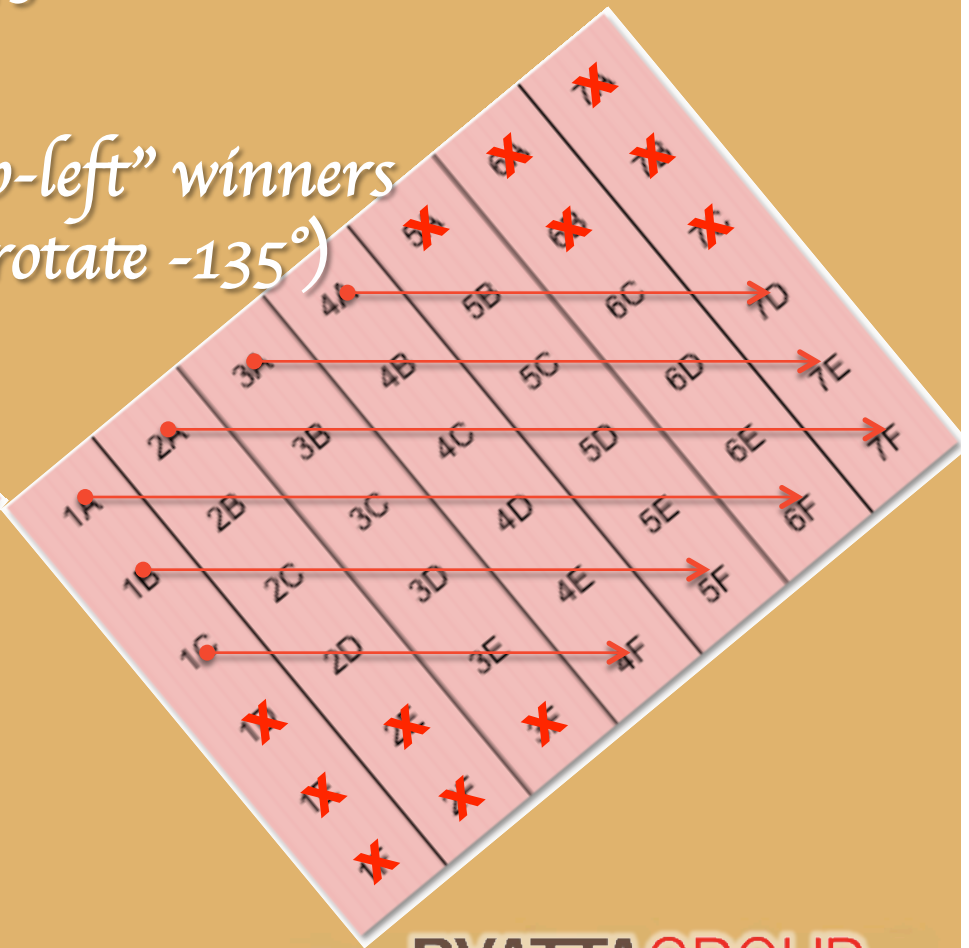
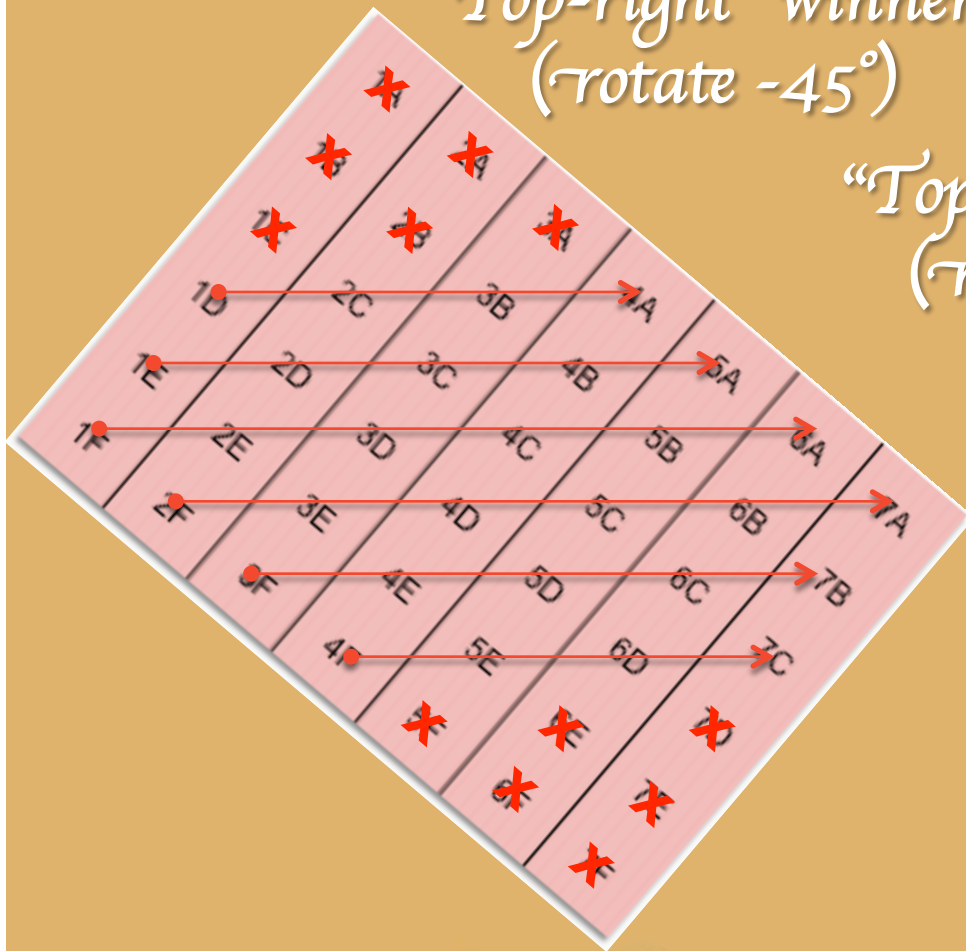
Horizontal winners (rotate -90°)

| | | | | | | |
|----|----|----|----|----|----|----|
| 1A | 2A | 3A | 4A | 5A | 6A | 7A |
| 1B | 2B | 3B | 4B | 5B | 6B | 7B |
| 1C | 2C | 3C | 4C | 5C | 6C | 7C |
| 1D | 2D | 3D | 4D | 5D | 6D | 7D |
| 1E | 2E | 3E | 4E | 5E | 6E | 7E |
| 1F | 2F | 3F | 4F | 5F | 6F | 7F |

Rotation also works for diagonal

“Top-right” winners
(rotate -45°)

“Top-left” winners
(rotate -135°)



Win detection... beautiful!

- Complexity is in the rotation logic,
which is easy to factor out.
- Code to check for winner is same in each case,
look for a string of four same-type symbols.
 - Can be accomplished in 25 checks,
versus 69 enumerations.

Idea!

The question “does anyone have a line of four?” is pretty similar to the question “does anyone have a line of three?”

Approaching the API

We can use this approach to answer the automaton's questions about the state of the rack!

i.e. to answer the question:

Where should I play to progress or block?

Proposed Approach

*Given the ability to find arbitrary patterns in the rack
we can locate opportunities. What if the solution
offered the ability to find spaces as well as tokens?*

Appropriate division of responsibilities

1. #fetch_rack

- give me the rack so automaton can find the next best move*
- perhaps more correctly named #do_it_all_yourself*

2. #find_locations(<pattern>)

- return locations of tokens and spaces in the rack*

3. #find_best_location

- return the best channel to play*
- perhaps more correctly named #just_play_for_me*
- the strategy for deciding the best next play is unclear*

Defining the API

- `Rack#find_locations(<pattern>)` – return a list of locations where pattern exists e.g. finding a four-position pattern => `[["1A","2B","3C","4B"], ["4F","5F","6F","7F"]]`
- What then? How do we use this to help the automaton? Think about it.

Only some locations are “playable”

- `Rack#playable_cells` - return list of locations that are playable (bottom blank cell in each channel) => `["1A", "3B", "4C", "5C", "6F"]`
- Crossing this list with the results from `#find_locations` would provide us with playable spaces within the patterns. Something like:
- `find_locations(pattern).flatten.uniq & playable_cells => ["4C"]`
- Let's call these “opportunities”

How should we decide between multiple opportunities?

- *If we find multiple opportunities, we will want to decide on the “best”*
- *The main responsibility of any automaton is to decide on how to optimize, both which API calls to make, and how to interpret and analyze the results*
- *Let's start with the obvious...*

Decision tree for offensive moves

Goal: Complete a line of four

Extend a line of three with a vacant end (3A) xxx- or -xxx

Extend a line of two with vacancies on either end (2A) -xx-

Place a token with two vacancies on one end and one on the other (1A) --x- or -x--

Place a token with three vacancies on one end (1B) ---x or x---

Extend a line of two with two vacancies on one end (2B) xx-- or --xx

Place a token with two vacancies on one end and one on the other (1A) --x- or -x--

Place a token with three vacancies on one end (1B) ---x or x---

Extend and fill a line of two with one vacancy in the middle and one on the end (2C) x-x- or -x-x

Place a token with two vacancies on one end and one on the other (1A) --x- or -x--

Place a token with three vacancies on one end (1B) ---x or x---

Fill a line of three with a vacant middle (3B) x-xx or xx-x

Extend a line of two with two vacancies on one end (2B) xx-- or --xx

Place a token with two vacancies on one end and one on the other (1A) --x- or -x--

Place a token with three vacancies on one end (1B) ---x or x---

Extend and fill a line of two with one vacancy in the middle and one on the end (2C) x-x- or -x-x

Place a token with two vacancies on one end and one on the other (1A) --x- or -x--

Place a token with three vacancies on one end (1B) ---x or x---

Fill a line of two with two vacancies in the middle (2D) x--x

Place a token with two vacancies on one end and one on the other (1A) --x- or -x--

Place a token with three vacancies on one end (1B) ---x or x---

Decision tree for defensive moves

Goal: Block a line of four

Extend a line of three with a vacant end (3A) ooo- or -ooo

Extend a line of two with vacancies on either end (2A) -oo-

Place a token with two vacancies on one end and one on the other (1A) --o- or -o--

Place a token with three vacancies on one end (1B) ---o or o---

Extend a line of two with two vacancies on one end (2B) oo-- or --oo

Place a token with two vacancies on one end and one on the other (1A) --o- or -o--

Place a token with three vacancies on one end (1B) ---o or o---

Extend and fill a line of two with one vacancy in the middle and one on the end (2C) o-o- or -o-o

Place a token with two vacancies on one end and one on the other (1A) --o- or -o--

Place a token with three vacancies on one end (1B) ---o or o---

Fill a line of three with a vacant middle (3B) o-oo or oo-o

Extend a line of two with two vacancies on one end (2B) oo-- or --oo

Place a token with two vacancies on one end and one on the other (1A) --o- or -o--

Place a token with three vacancies on one end (1B) ---o or o---

Extend and fill a line of two with one vacancy in the middle and one on the end (2C) o-o- or -o-o

Place a token with two vacancies on one end and one on the other (1A) --o- or -o--

Place a token with three vacancies on one end (1B) ---o or o---

Fill a line of two with two vacancies in the middle (2D) o--o

Place a token with two vacancies on one end and one on the other (1A) --o- or -o--

Place a token with three vacancies on one end (1B) ---o or o---

How should we decide between multiple opportunities?

- Offensive moves should be prioritized above defensive moves at the same “level” i.e. if you win the game by completing your line of four this move, then there is no need to block your opponent from completing their line of four
- Offensive moves in certain channels are better than those made in other channels (generally centre is better)
- Some defensive moves will actually help your opponent win – the link provided earlier in this deck discusses when and how this happens
- Let's discuss some reasonable next steps for building better automaton...

Proposed agenda

1. Refactor

- implement tests*
- simplify/beautify the search code*
- split the Game class into Game and Rack*
- have an external board representation*

2. Implement the API

- given a rack, what are the playable places?*
- given a rack, what are all of the locations that contain this pattern?*

3. Build automaton